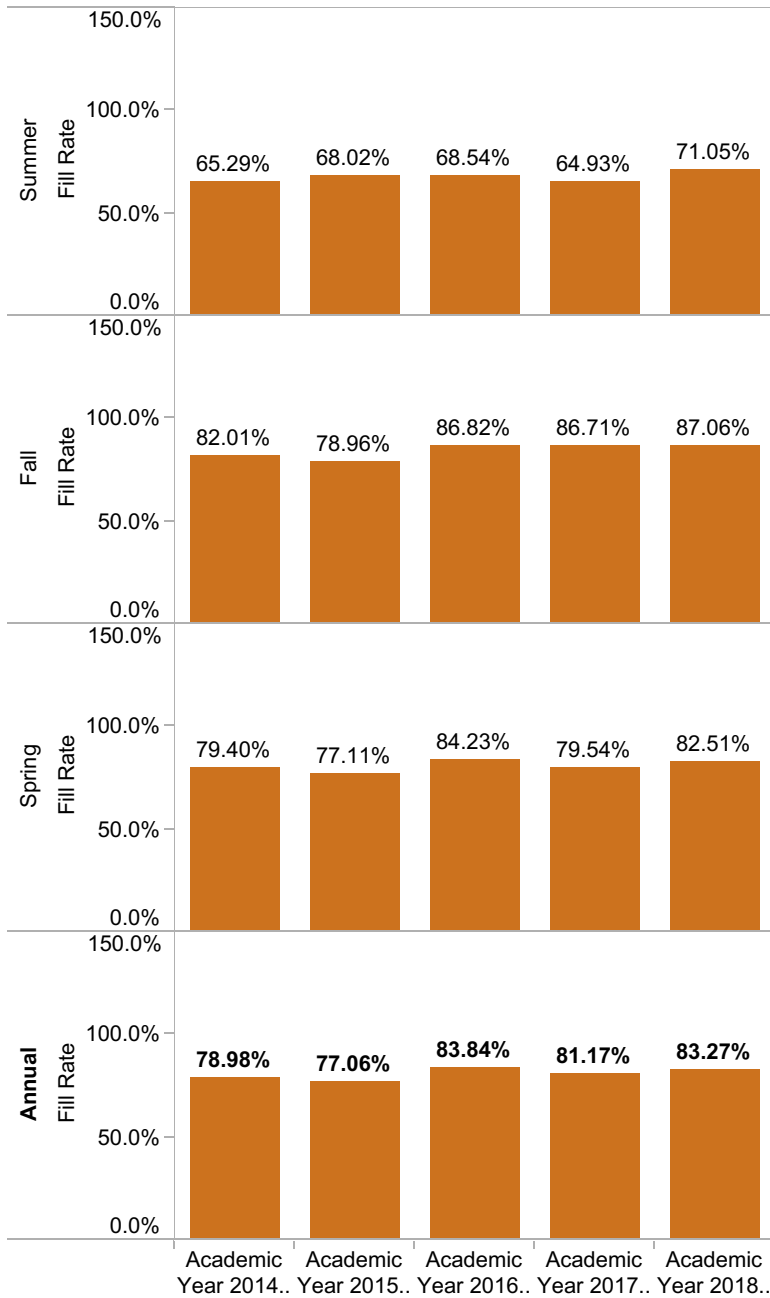
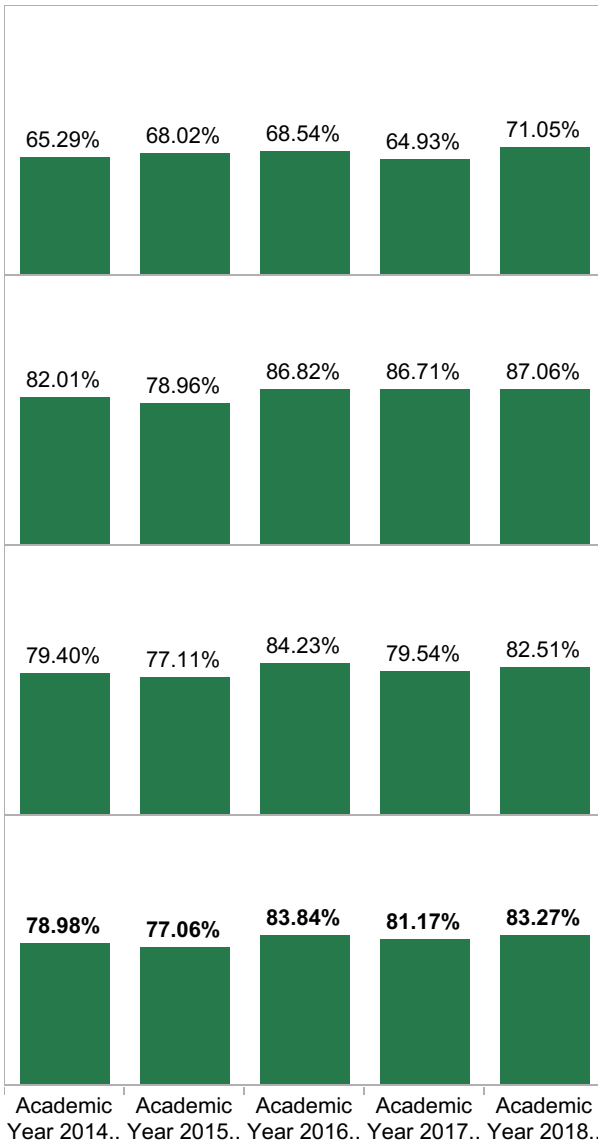


**Overall - All  
Fill Rate**



Fill Rate for each YEAR broken down by TERM. The data is filtered on REGION\_DESC, Dual and Prison. The REGION\_DESC filter keeps Distance Learning, North County, San Luis Obispo and South County. The Dual filter keeps Dual Enrollment and Not Dual Enrollment. The Prison filter keeps CMC:Prison and Not CMC:Prison. The view is filtered on YEAR, which keeps Academic Year 2014 - 2015, Academic Year 2015 - 2016, Academic Year 2016 - 2017, Academic Year 2017 - 2018 and Academic Year 2018 - 2019.

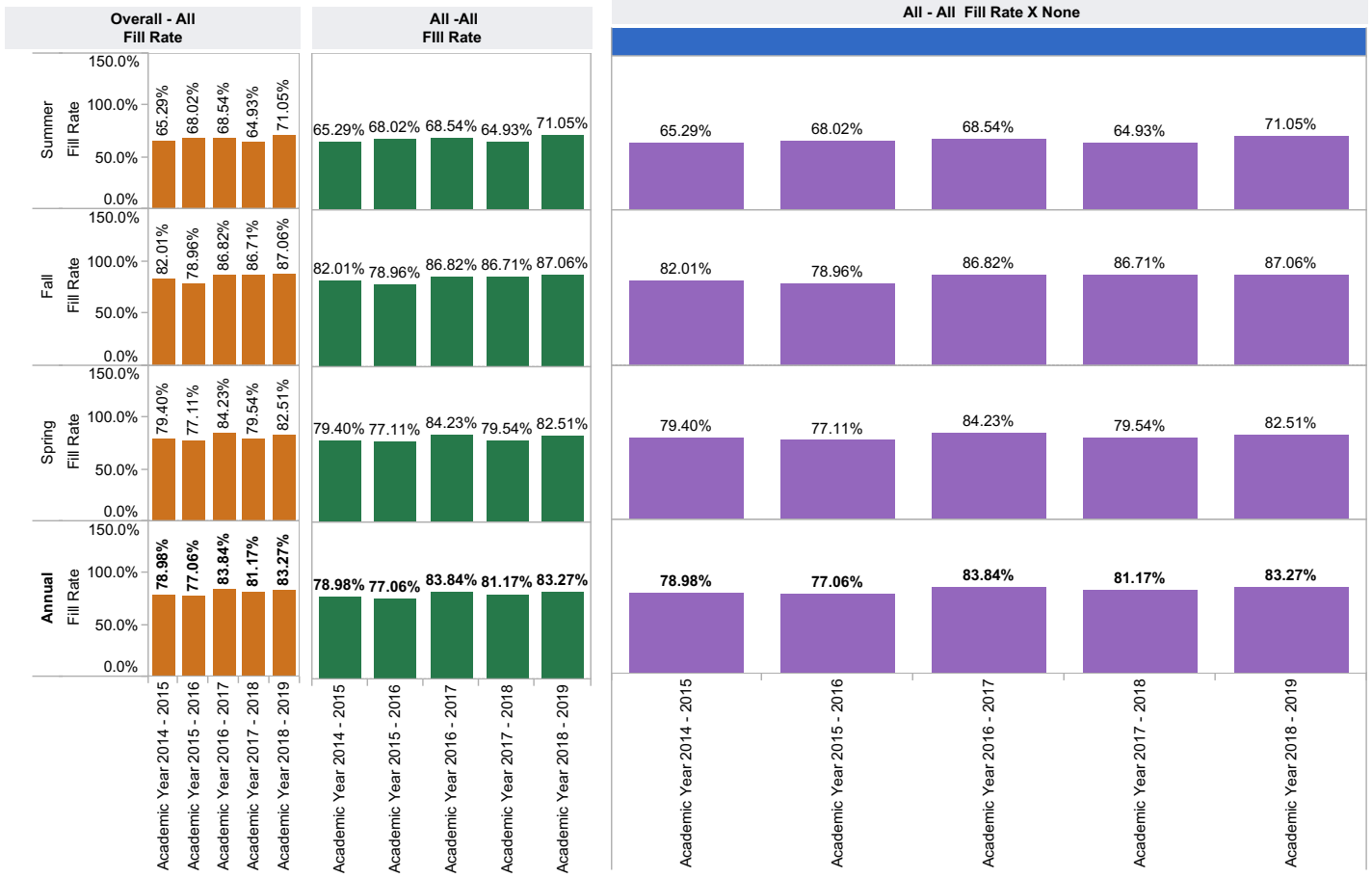
**All -All  
Fill Rate**



Fill Rate for each YEAR broken down by TERM. The data is filtered on DEPARTMENT\_DESC\_FINAL, REGION\_DESC, COURSE\_FINAL, Dual and Prison. The DEPARTMENT\_DESC\_FINAL filter keeps 85 of 85 members. The REGION\_DESC filter keeps Distance Learning, North County, San Luis Obispo and South County. The COURSE\_FINAL filter keeps 1,069 of 1,069 members. The Dual filter keeps Dual Enrollment and Not Dual Enrollment. The Prison filter keeps CMC:Prison and Not CMC:Prison. The view is filtered on YEAR, which keeps Academic Year 2014 - 2015, Academic Year 2015 - 2016, Academic Year 2016 - 2017, Academic Year 2017 - 2018 and Academic Year 2018 - 2019.

# SLOCCCD Program Review Data - Student Demand (Fill Rate) Disaggregated

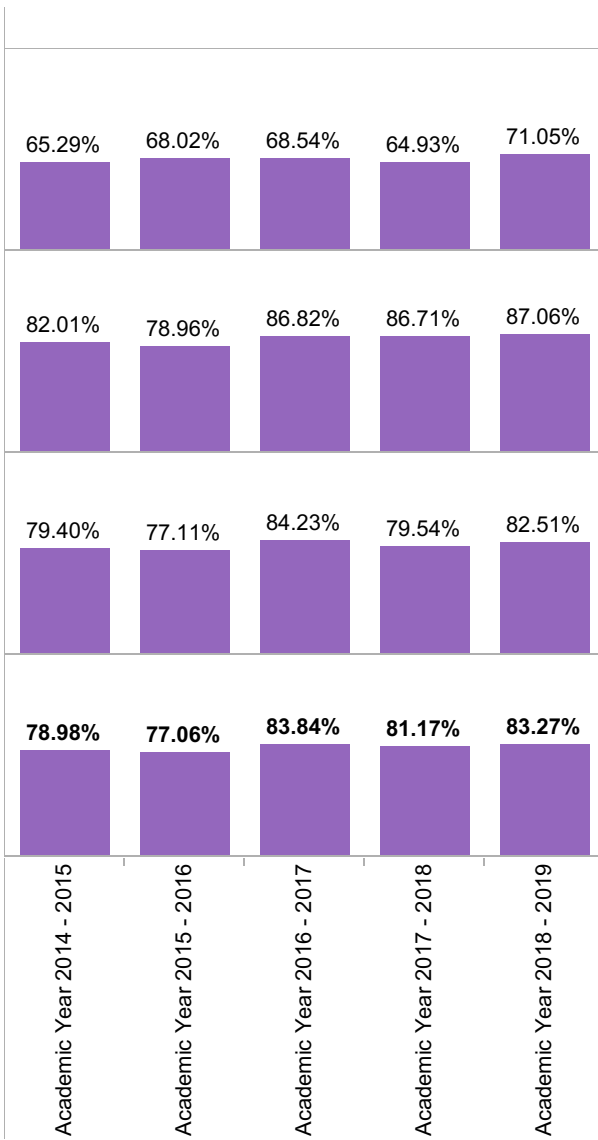
**Department:** All     
 **Course:** All     
 **Region:** All     
 **Disaggregate by:** None     
 **Dual:** All     
 **Prison:** All     
 **Legend:** █



Fill Rate: The ratio of enrollments to class limits. Cross listed class limits are adjusted appropriately.  
 Also, courses with zero class limits are excluded from this measure.

**All - All Fill Rate X None**

Legend:



Fill Rate for each YEAR broken down by Variables vs. TERM. Color shows details about Variables. The data is filtered on DEPARTMENT\_DESC\_FINAL, REGION\_DESC, COURSE\_FINAL, Dual and Prison. The DEPARTMENT\_DESC\_FINAL filter keeps 85 of 85 members. The REGION\_DESC filter keeps Distance Learning, North County, San Luis Obispo and South County. The COURSE\_FINAL filter keeps 1,069 of 1,069 members. The Dual filter keeps Dual Enrollment and Not Dual Enrollment. The Prison filter keeps CMC:Prison and Not CMC:Prison. The view is filtered on Variables and YEAR. The Variables filter keeps . The YEAR filter keeps Academic Year 2014 - 2015, Academic Year 2015 - 2016, Academic Year 2016 - 2017, Academic Year 2017 - 2018 and Academic Year 2018 - 2019.